



stats sa

Department:
Statistics South Africa
REPUBLIC OF SOUTH AFRICA

Children Series Volume III

Reported crime against children

Education and Child Statistics Directorate

September 2024



statssa.gov.za



twitter.com/StatsSA



facebook.com/StatsSA

IMPROVING LIVES THROUGH DATA ECOSYSTEMS



stats sa

Department:
Statistics South Africa
REPUBLIC OF SOUTH AFRICA



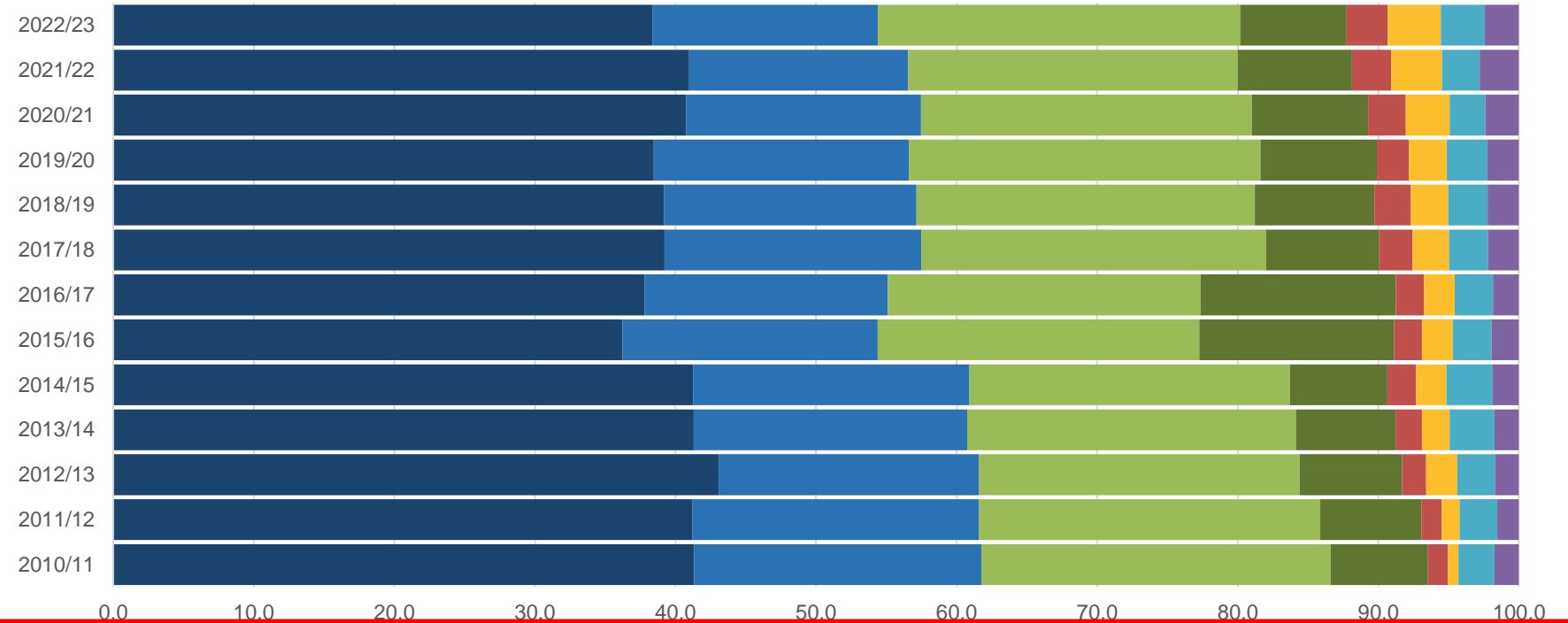
Reported crime against children: SAPS data



Percentage distribution of offences for children aged 17 years reported to the police by year and type of offences, 2010/11-2022/23

Top three reported crimes committed against children in South Africa:

1. Rape
2. Common assault
3. Assault with GBH



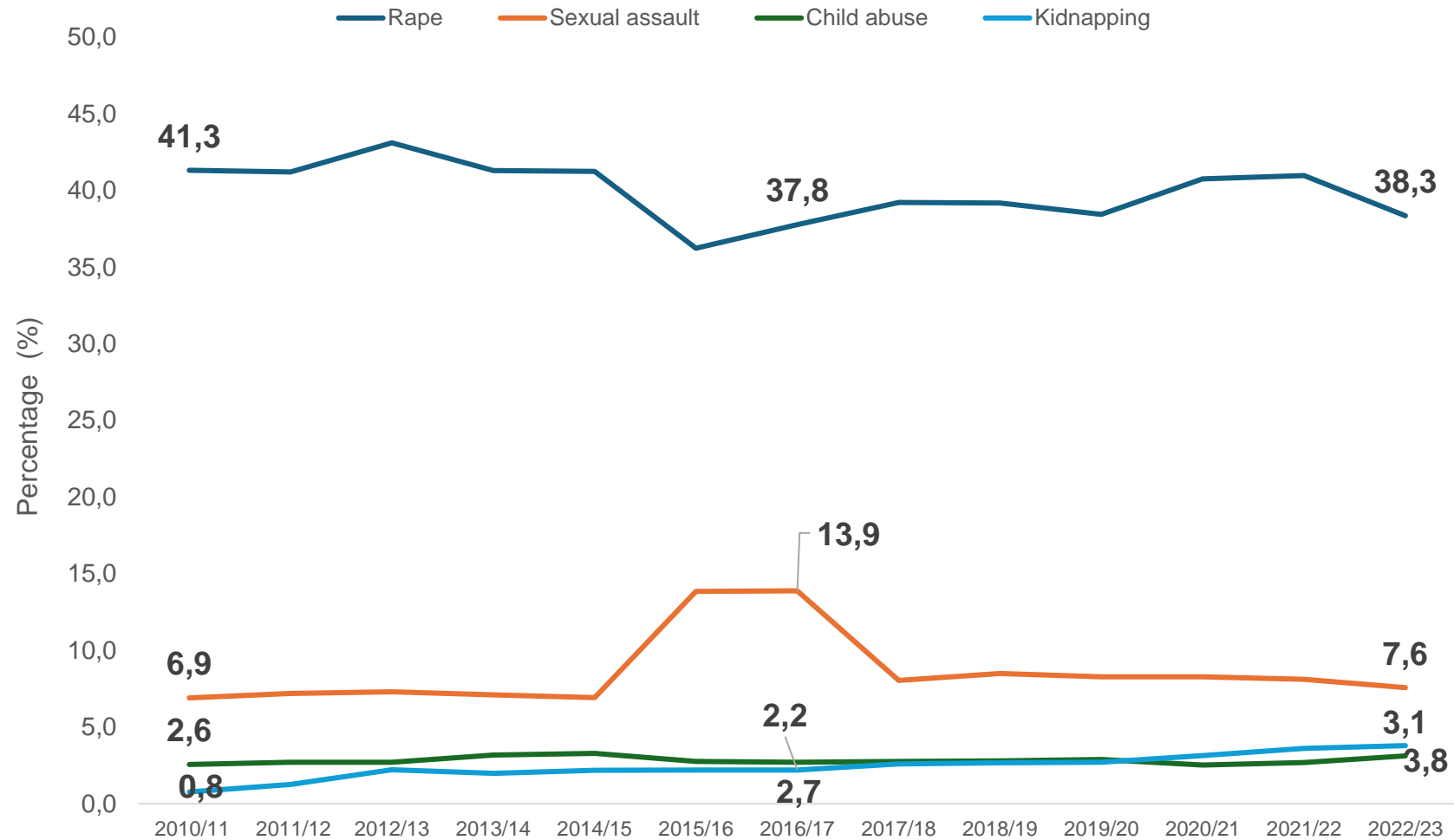
	2010/11	2011/12	2012/13	2013/14	2014/15	2015/16	2016/17	2017/18	2018/19	2019/20	2020/21	2021/22	2022/23
■ Rape	41,3	41,2	43,1	41,3	41,3	36,2	37,8	39,2	39,2	38,4	40,8	41,0	38,3
■ Assault GBH	20,4	20,4	18,5	19,5	19,7	18,1	17,3	18,3	18,0	18,1	16,7	15,6	16,1
■ Common assault	24,9	24,3	22,8	23,4	22,8	22,9	22,3	24,5	24,1	25,0	23,5	23,4	25,8
■ Sexual assault	6,9	7,2	7,3	7,1	6,9	13,9	13,9	8,0	8,5	8,3	8,3	8,1	7,6
■ Attempted murder	1,4	1,5	1,7	1,9	2,0	2,0	2,0	2,4	2,6	2,3	2,7	2,8	2,9
■ Kidnapping	0,8	1,3	2,2	2,0	2,2	2,2	2,2	2,6	2,7	2,7	3,1	3,6	3,8
■ Child abuse	2,6	2,7	2,7	3,2	3,3	2,8	2,7	2,8	2,8	2,9	2,5	2,7	3,1
■ Murder	1,7	1,5	1,7	1,7	1,9	1,9	1,8	2,2	2,2	2,2	2,4	2,8	2,4

Source: SAPS 2010/11-2022/23

IMPROVING LIVES THROUGH DATA ECOSYSTEMS

Trends of offences for children aged 0-17 years reported to the police by year and type of offences, 2010/11-2022/23

- **Rape:** declined by **5,1** percentage points first in 2015/16 and then increased by **2,1** percentage points in 2022/23
- **Sexual assault:** Doubled in 2015/16 then declined gradually to **7,6%** in 2022/23
- **Child abuse:** slightly increased by **0,5** percentage points from 2010/11 to 2022/23
- **Kidnapping:** increased by fourfold in 2022/23 from 2010/11

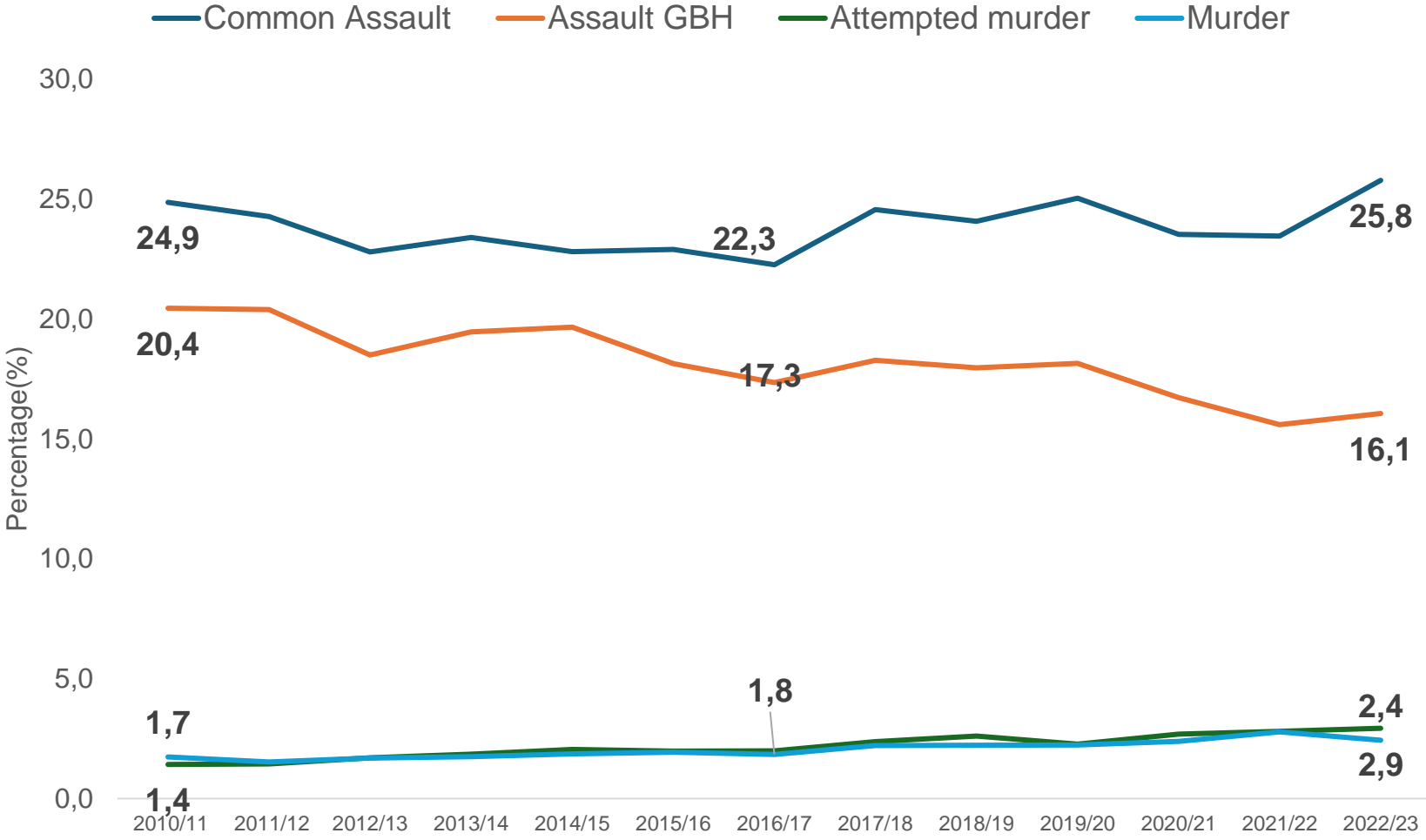


Source: SAPS 2010/11-2022/23

IMPROVING LIVES THROUGH DATA ECOSYSTEMS

Trends of offences for children aged 0-17 years reported to the police by year and type of offences, 2010/11-2022/23

- **Common assault:** declined by **2,6** percentage points in 2016/17 then increased by **3,5** percentage points in 2022/23
- **Assault with GBH:** decreased by **4,3** percentage points from 2010/11 to 2022/23
- **Attempted murder:** doubled from 2010/11 to 2022/23
- **Murder:** slightly increased by **0,7** percentage points from 2010/11 to 2022/23

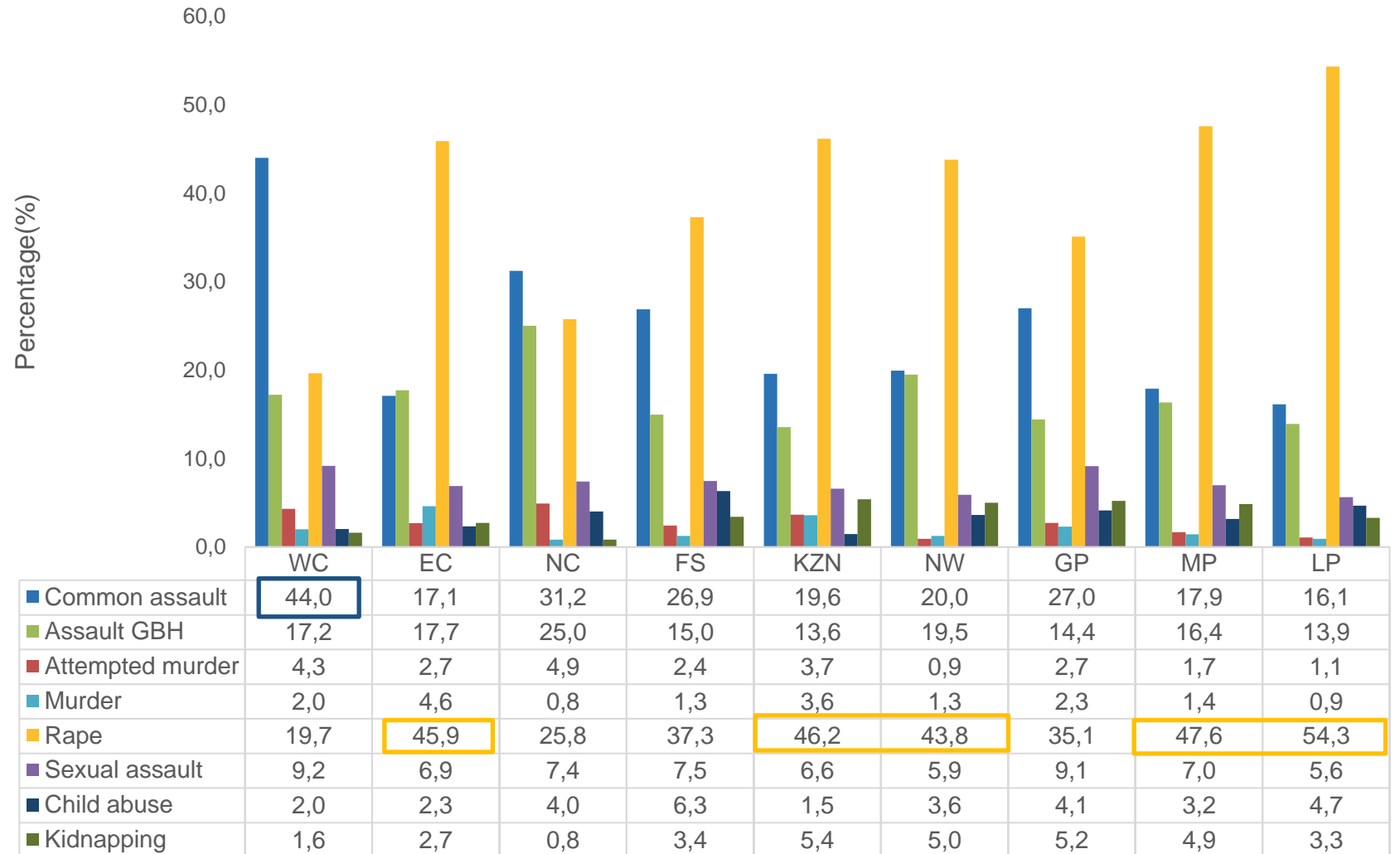


Source: SAPS 2010/11-2022/23

IMPROVING LIVES THROUGH DATA ECOSYSTEMS

Percentage distribution of offences for children aged 0–17 years reported to the police by province and types of offences, 2022/23

- Children in **LP, MP, NW, KZN, and EC** were predominantly victims of **rape** in 2022/23 (more than 40%)
- However, children in **WC** were primarily victims of **common assault** (more than 40%)



Source: SAPS 2022/23

IMPROVING LIVES THROUGH DATA ECOSYSTEMS

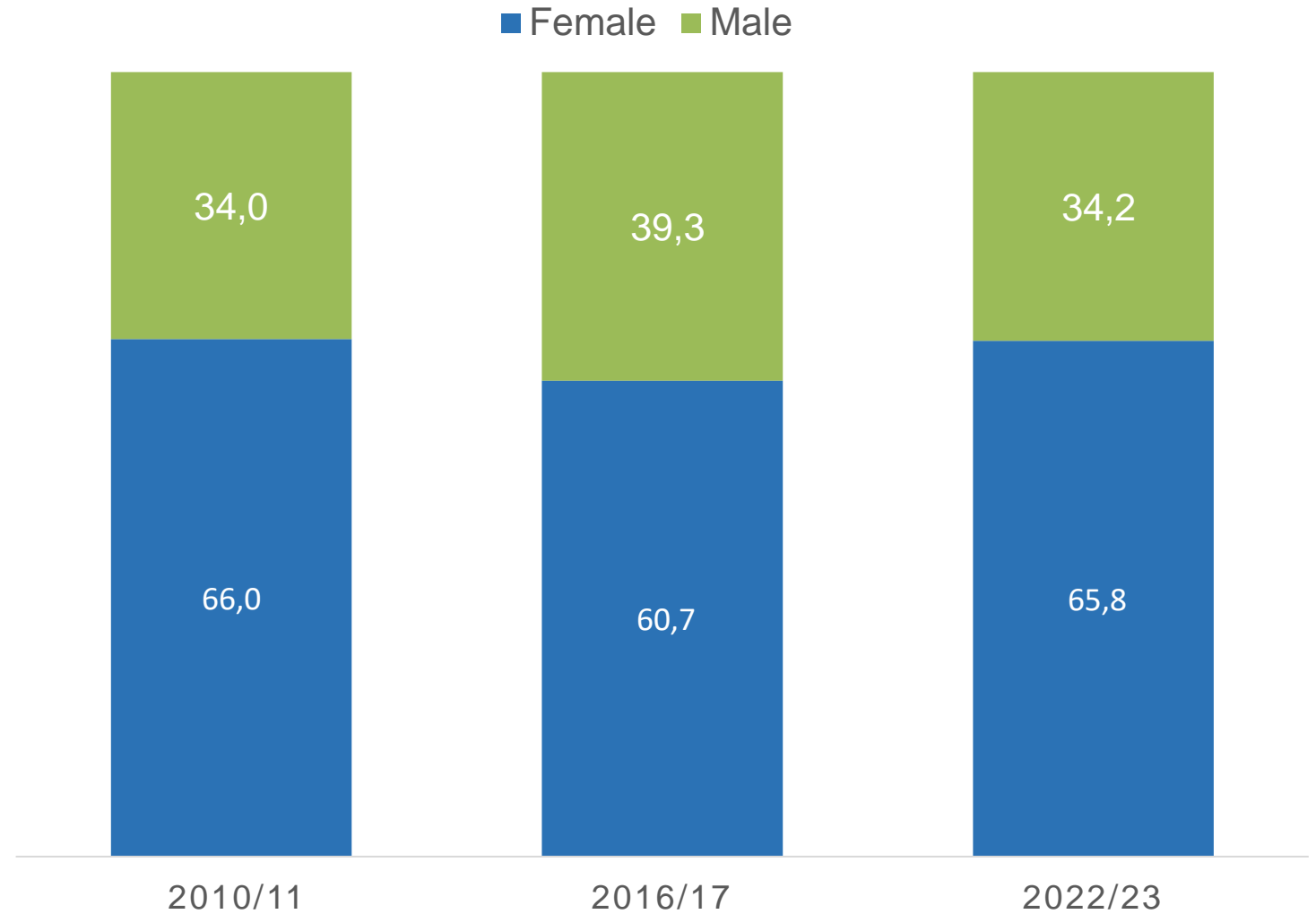
Offences reported to the police by sex



Percentage distribution of offences for children aged 0–17 years reported to the police by year and sex, 2010/11, 2016/17 and 2022/23



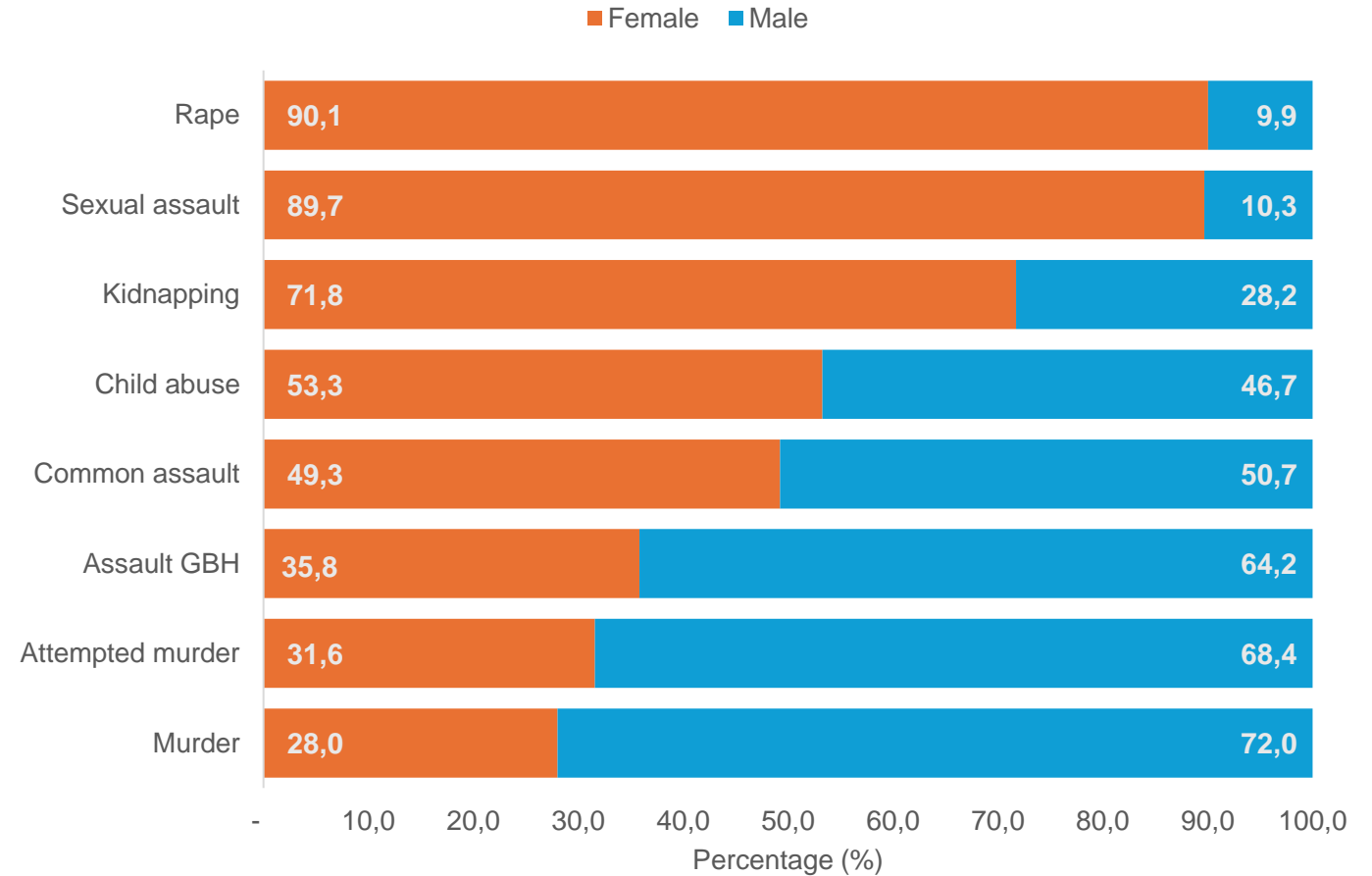
Overall, **female** children were consistently more likely than **male** children to be victims of crime across all years



Source: SAPS, 2010/11-2022/23

Percentage distribution of offences for children aged 0 -17 years reported to the police by sex, 2022/23

- In 2022/23, **female** children aged 0-17 years were more likely to be victims of **rape, sexual assault, kidnapping, and child abuse with rape (90,1%)** being the highest
- Male** children aged 0-17 years were more likely to be victims of **murder, attempted murder, assault with GBH, and common assault with murder (72,0%)** being the highest



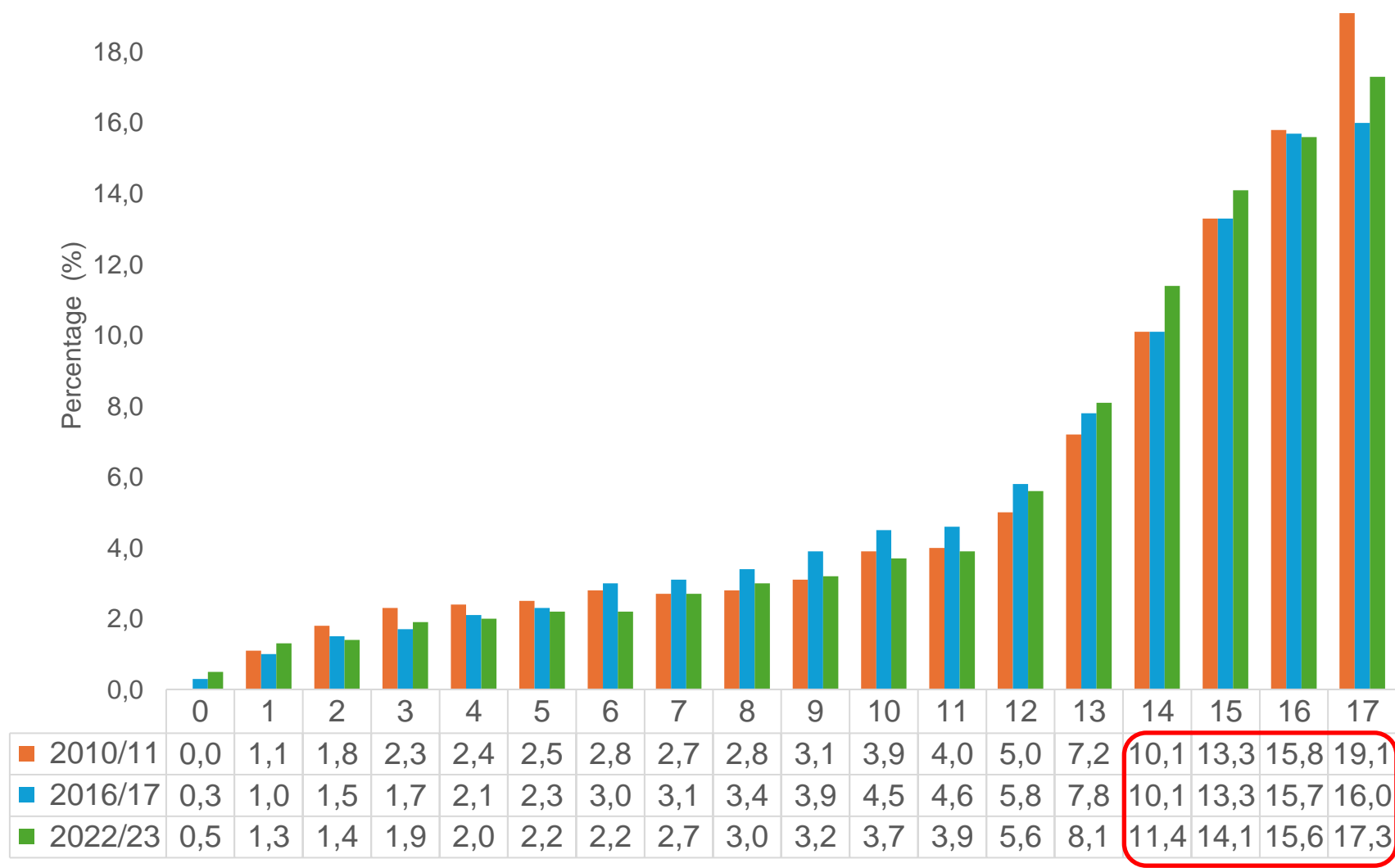
Source: SAPS 2022/23

Offences reported to the police by age



Percentage distribution of children aged 0–17 years who were victims of crime reported to the police by year and age, 2010/11, 2016/17 and 2022/23

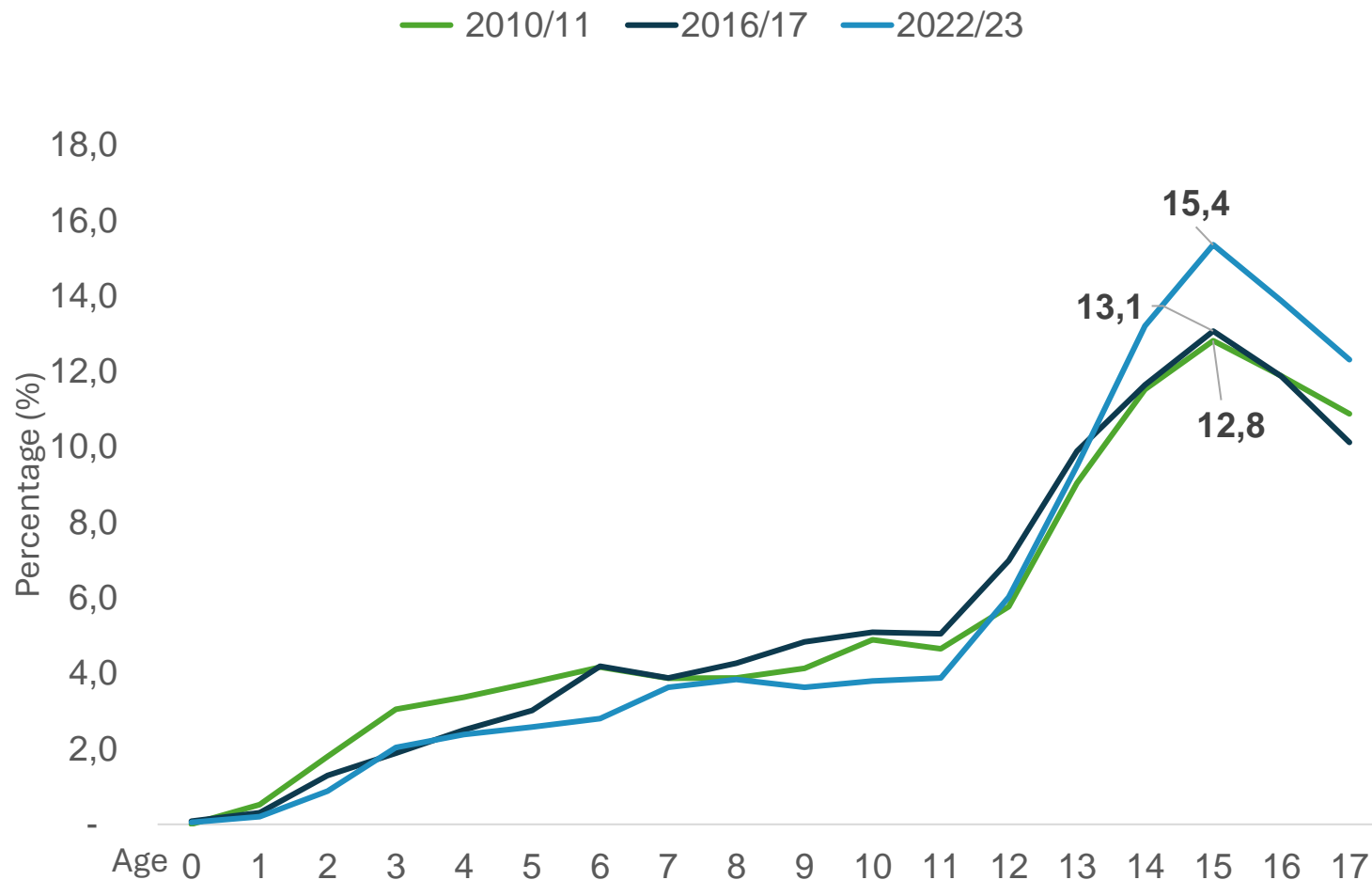
- Overall, most children who were victims of crime were **teenagers**
- **17-year-olds** were 4 times more likely to be victims compared to **10-year-olds**
- **10-year-olds** were 4 times more likely to be victims than **1-year-olds**.



Source: SAPS, 2010/11 -2022/23
IMPROVING LIVES THROUGH DATA ECOSYSTEMS

Percentage distribution of children aged 0–17 years who were victims of **rape** reported to the police by year and age, 2010/11, 2016/17 and 2022/23

- **Rape** constitutes a significant proportion of crimes against children, with instances involving all age groups peaking at age 15.
- **Teenagers** are the most targeted victims of this crime.

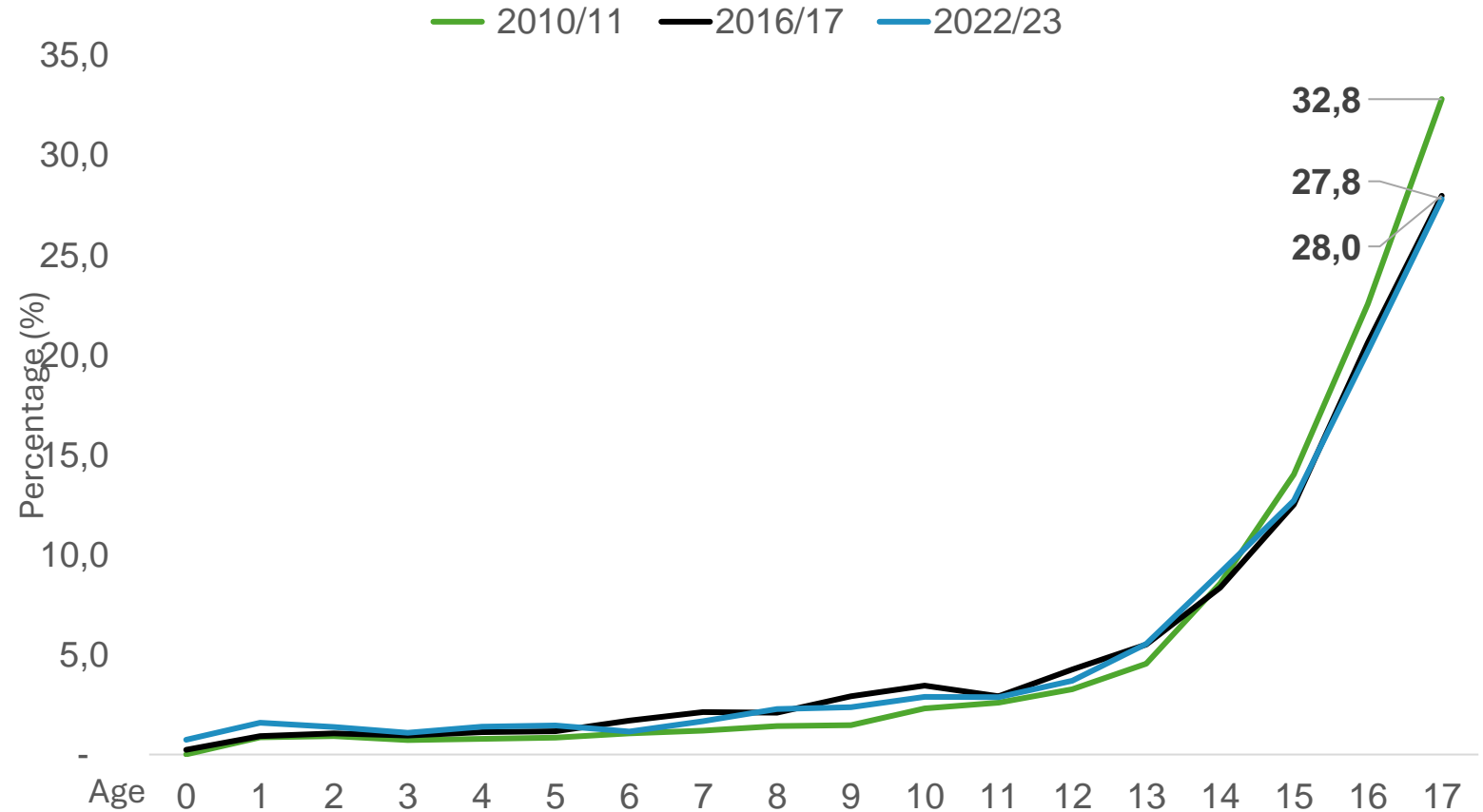


Source: SAPS 2010/11-2022/23

IMPROVING LIVES THROUGH DATA ECOSYSTEMS

Percentage distribution of children aged 0–17 years who were victims of **assault with GBH** reported to the police by year and age, 2010/11, 2016/17 and 2022/23

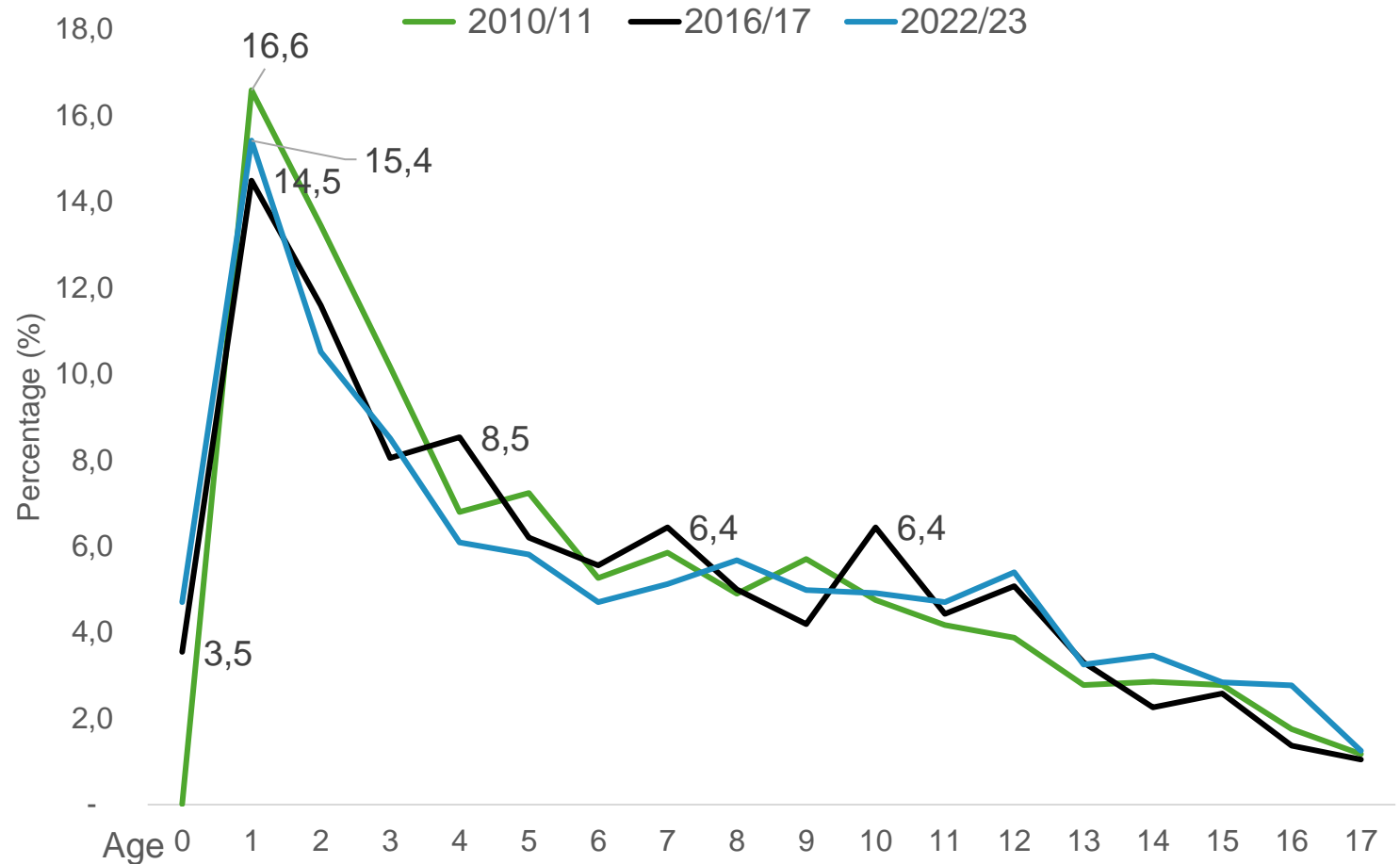
- **Assault with GBH** predominantly affected older children more than the young ones
- A significant spike rose nearly fivefold from around **4,0%** at age 12 in 2010/11 to approximately **23%** at age 16.
- The incidence of **assault with GBH** among 17-year-olds decreased from **32,8%** in 2010/11 to **27,8%** in 2022/23.



Source: SAPS, 2010/11 -2022/23

Percentage distribution of children aged 0–17 years who were victims of **child abuse** reported to the police by year and age, 2010/11, 2016/17 and 2022/23

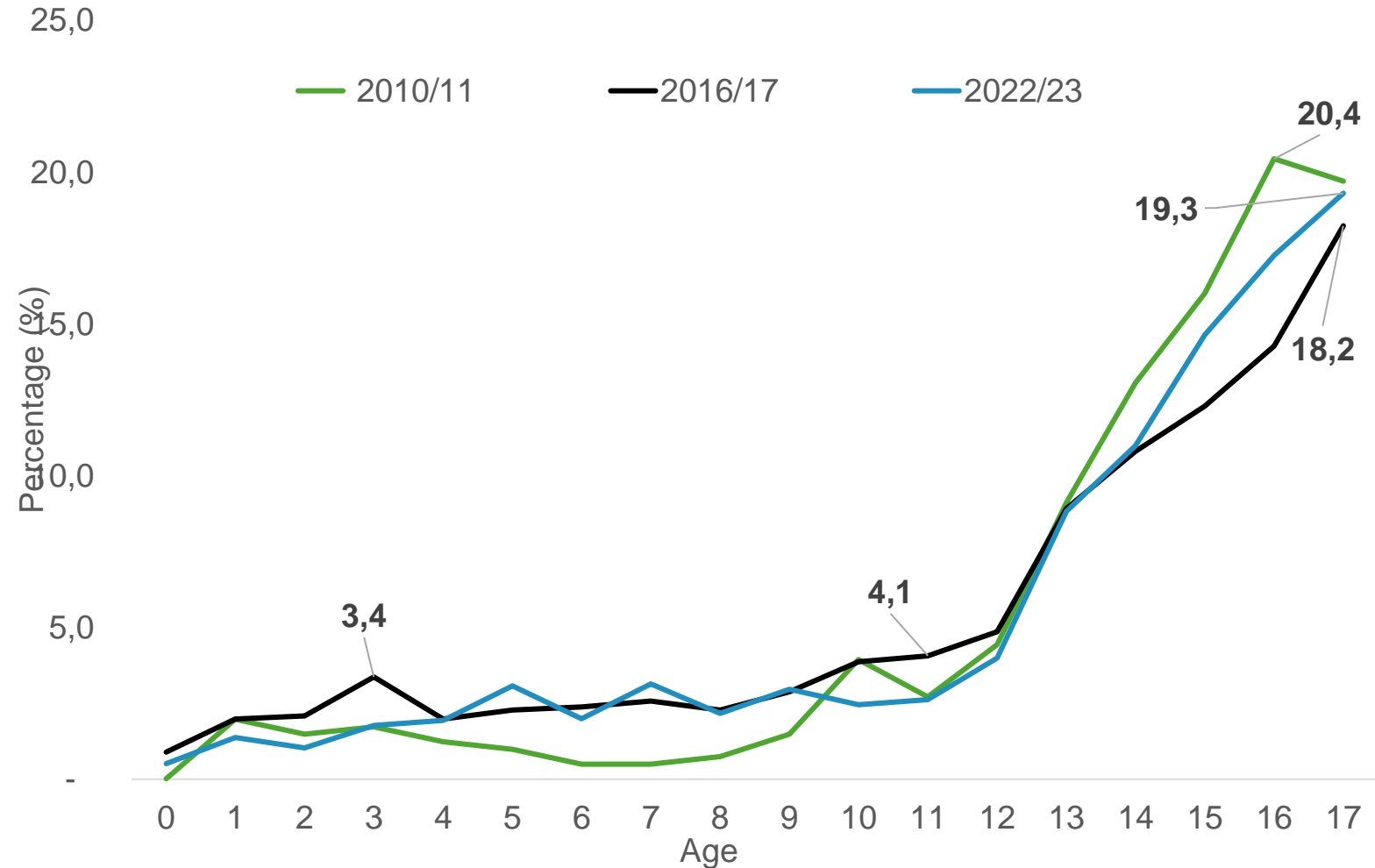
- There was a decrease amongst one-year-olds who experienced crime were victims of **child abuse** from **16,6%** in 2010/11 to **15,4%** in 2022/23 period.
- There was a significant decline in **child abuse** cases as children grew older.



Source: SAPS, 2010/11-2022/23

Percentage distribution of children aged 0–17 years who were victims of **kidnapping** reported to the police by year and age, 2010/11-2022/23

- Between 2010/11 and 2016/17, kidnappings of children aged 13 and younger increased, while incidents involving teenagers aged 14–17 decreased
- In 2022/23 incidents involving 14-17 year-olds increased

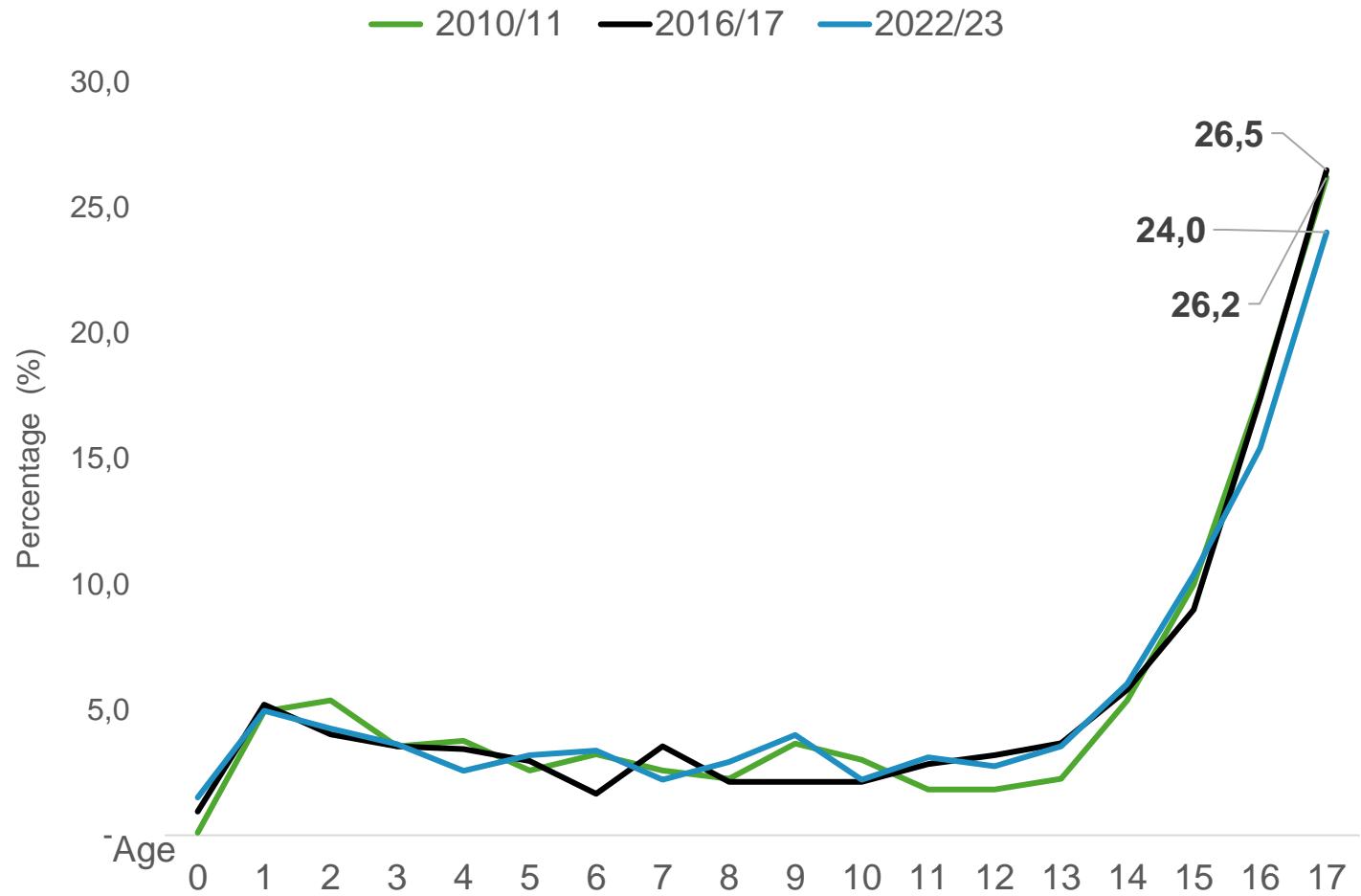


Source: SAPS, 2010/11-2022/23

IMPROVING LIVES THROUGH DATA ECOSYSTEMS

Percentage distribution of children aged 0–17 years who were victims of **murder** reported to the police by year and age, 2010/11, 2016/17 and 2022/23

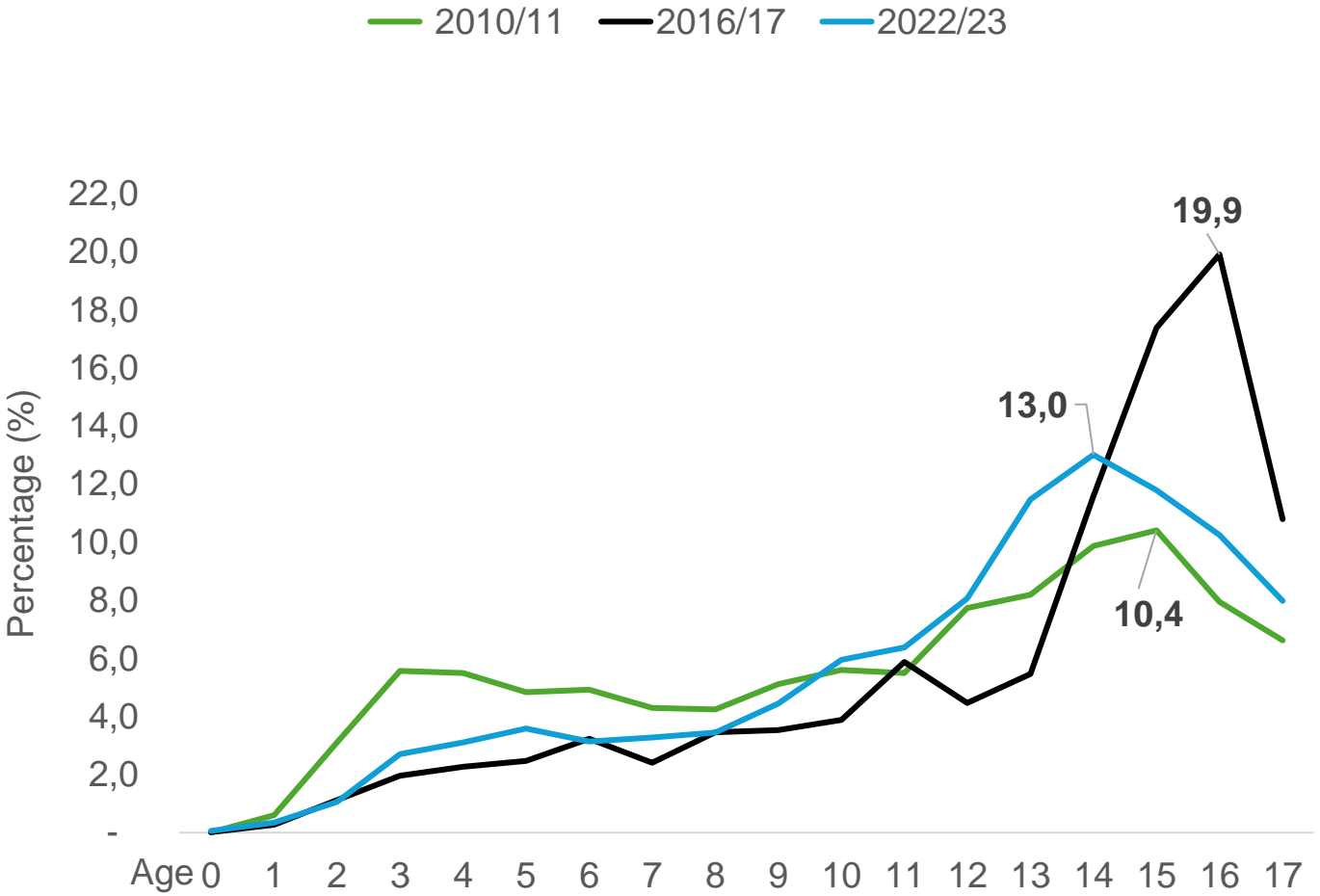
- The 17-year-olds comprised the majority of **murder** victims, accounting for
 - **26,2%** in 2010/11,
 - **26,5%** in 2016/17, and
 - **24,0%** in 2022/23



Source: SAPS, 2010/11-2022/23

Percentage distribution of children aged 0–17 years who were victims of **sexual assault** reported to the police by year and age, 2010/11, 2016/17 and 2022/23

- Instances of **sexual assault** predominantly affected teenagers, with a notable increase in the 2016/17 period, where the incidence rate approached approximately **20,0%** for individuals aged 16.



Source: SAPS, 2010/11-2022/23

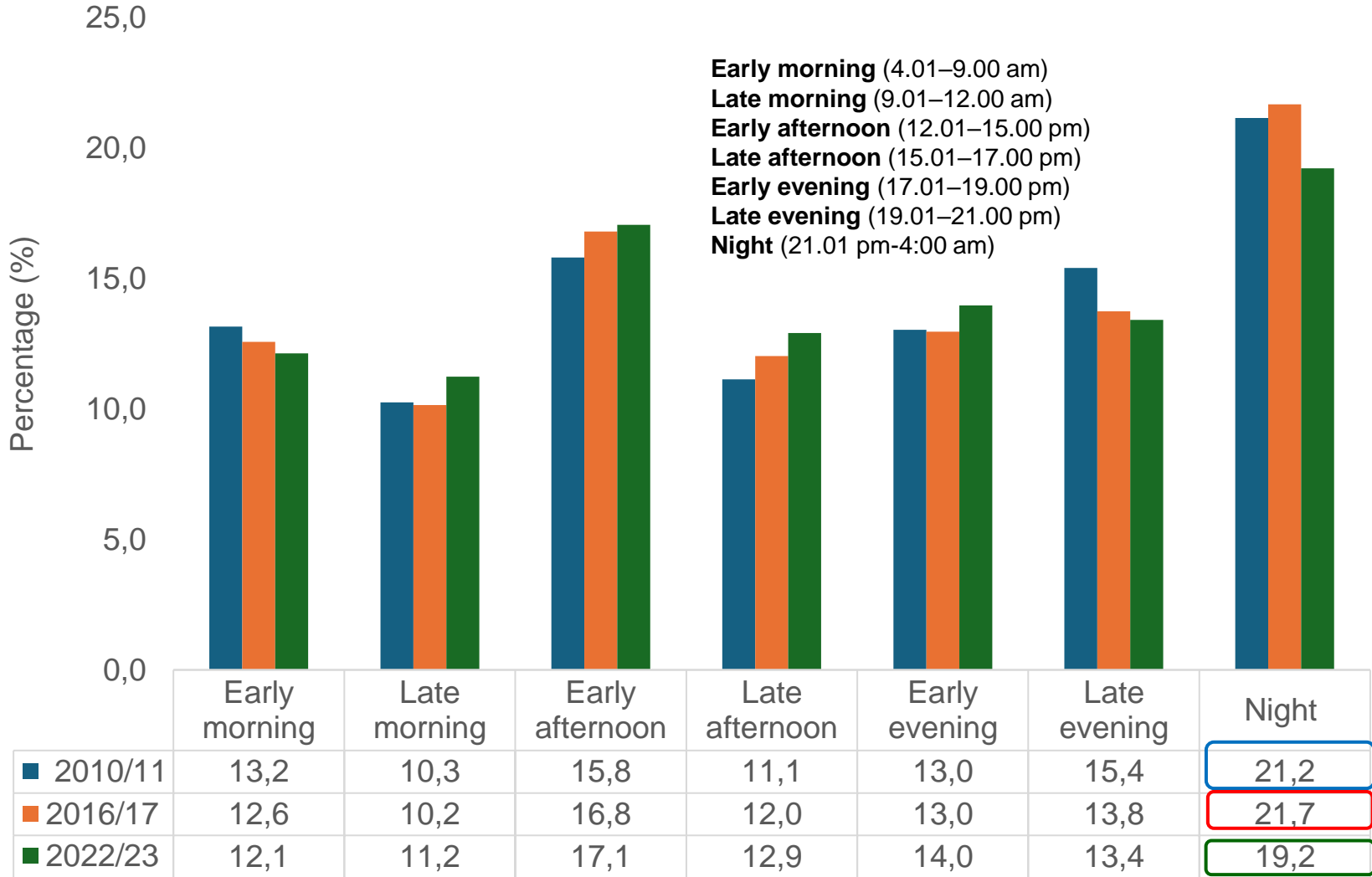


Timing of crime occurrences



Percentage distribution of **rape** for children aged 0–17 years reported to the police by year and time of occurrence, 2010/11, 2016/17 and 2022/23

- Incidents of child rape predominantly took place at night, maintaining a consistent rate of approximately **21,2%** in 2010/11 and **21,7%** in 2016/17.
- Following this period, there was a marginal decrease to about **19,2%** in 2022/23.

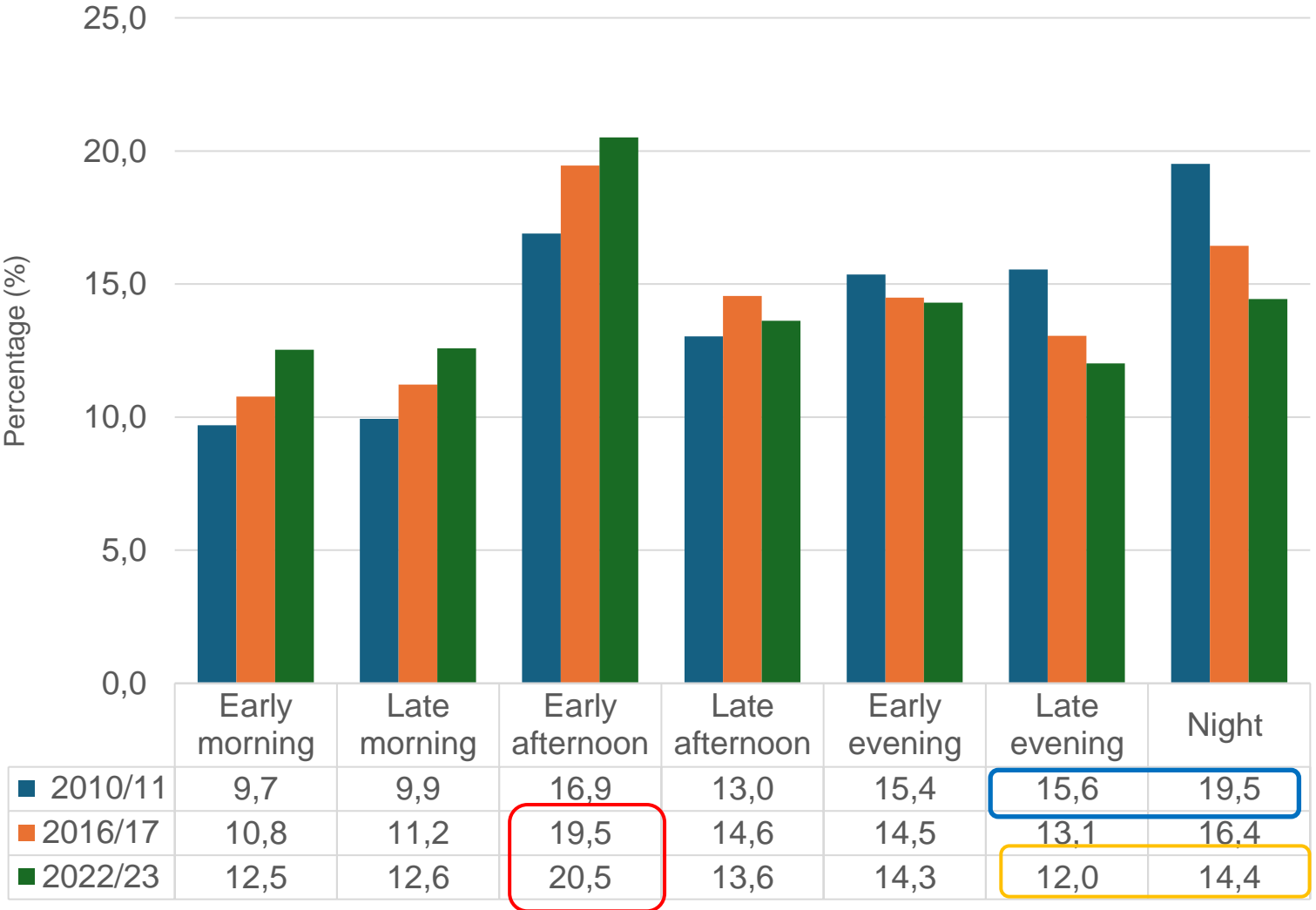


Source: SAPS, 2010/11-2022/23

IMPROVING LIVES THROUGH DATA ECOSYSTEMS

Percentage distribution of assault with GBH for children aged 0–17 years reported to the police by year and time of occurrence, 2010/11, 2016/17 and 2022/23

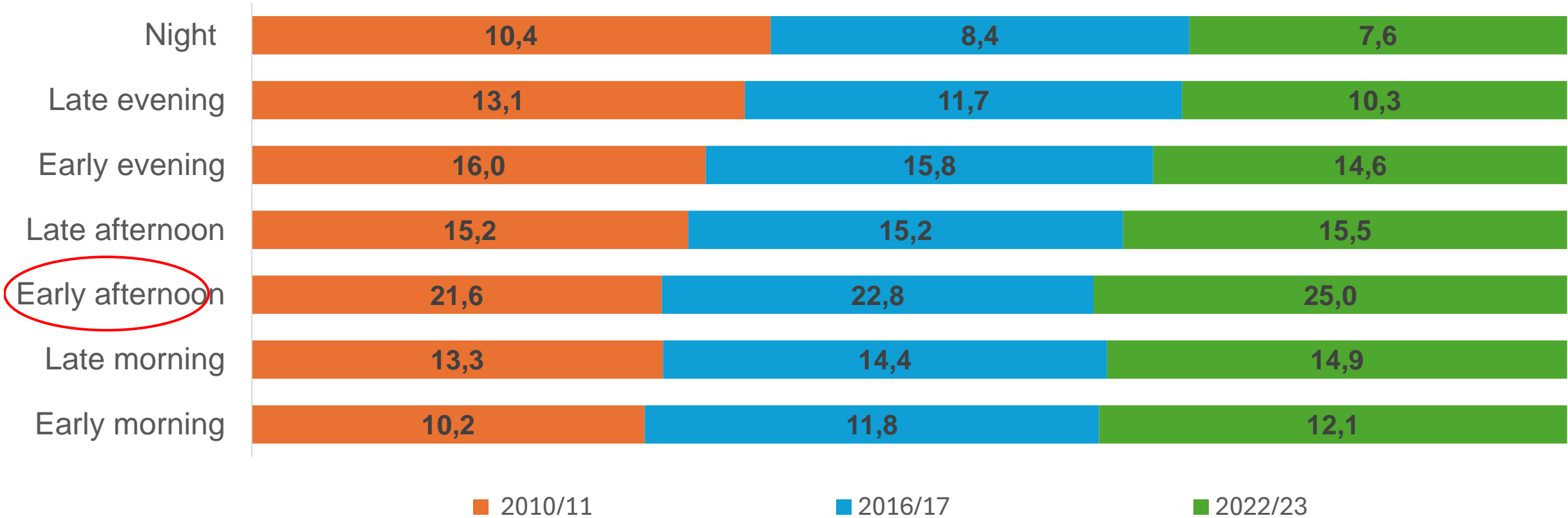
- Most assaults resulting in GBH were committed against children were perpetrated in the early afternoons, particularly from the 2016/17 to 2022/23 period and nights.
- Although incidents were prevalent during late evenings and nights, there has been a gradual decrease from approximately **35,1%** in 2010/11 to around **26,4%** in 2022/23.



Source : SAPS, 2010/11-2022/23

Victims of **common assaults** typically experienced attacks in the afternoon hours and was less common for these crimes to be committed against children at night, with the decrease from **10,4%** in 2010/11 to **7,6%** in 2022/23.

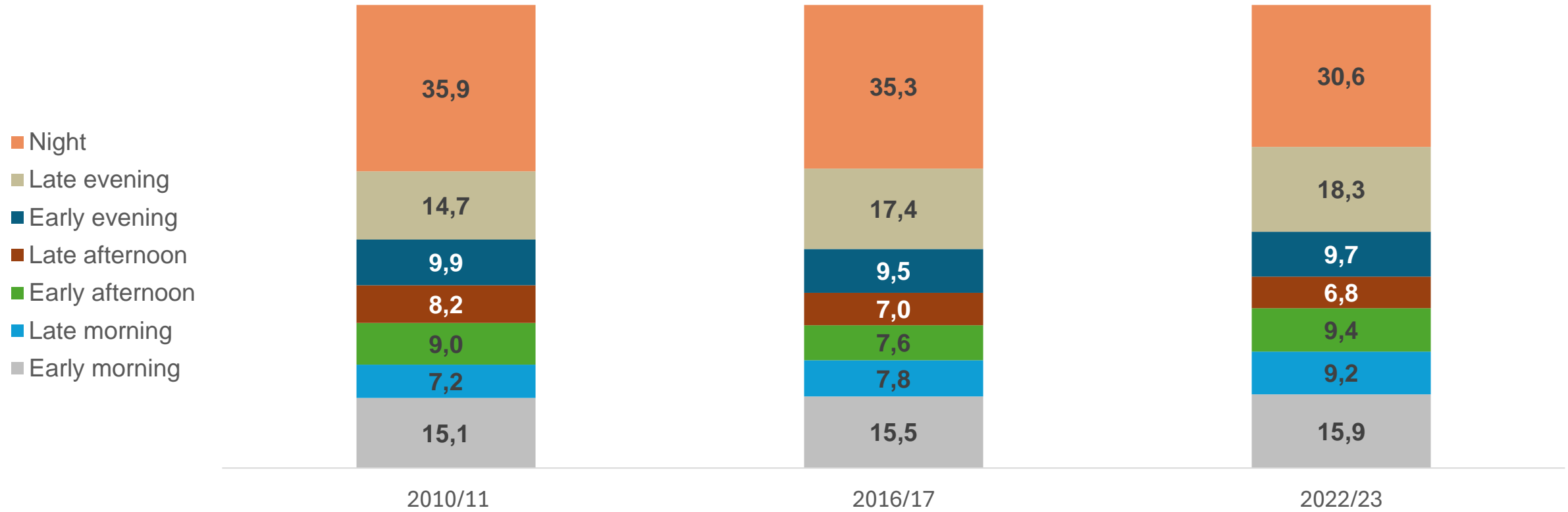
Percentage distribution of common assault for children aged 0–17 years reported to the police by year and time of occurrence, 2010/11, 2016/17 and 2022/23



Source: : SAPS, 2010/11-2022/23

Murder incidents were primarily nocturnal crimes. The rate varied, peaking at nearly **36%** in 2010/11, then dropping to **30,6%** in 2022/23.

Percentage distribution of murder for children aged 0–17 years reported to the police by year and time of occurrence, 2010/11, 2016/17 and 2022/23



Source: SAPS, 2010/11-2022/23

Reported crimes during covid-19

Crime during Covid-19 was higher for children aged 0-17

- sexual offences on children as a percentage of the total reported sexual offences: **45,8%** (increased by **3,1** percentage points)
- Rape on children as a percentage of the total reported rape: **48,4%** (increased by **4,1** percentage points)

Total crime	2018/19	2019/20	2020/21	2021/22	2022/23
Total sexual offences	52 420	53 293	46 214	52 694	53 498
Rape	41 583	42 289	36 330	41 739	42 780
Sexual assault	7 437	7 749	7 025	7 798	7 483
Attempted murder	18 980	18 635	18 707	22 095	25 131
Murder	21 022	21 325	19 972	25 181	27 494
Assault GBH	170 979	166 720	143 393	162 842	169 374
Common assault	162 012	165 494	149 442	169 963	185 374
Total contact crime	617 210	621 282	535 217	607 163	654 053
Crime on children					
Total sexual offences	23 321	22 757	21 155	20 464	21 313
Rape	19 167	18 726	17 586	17 084	17 800
Sexual assault	4 154	4 031	3 569	3 380	3 513
Attempted murder	1 274	1 109	1 160	1 172	1 360
Murder	1 086	1 091	1 031	1 160	1 129
Assault GBH	8 784	8 838	7 215	6 500	7 454
Common assault	11 773	12 189	10 149	9 776	11 964
Crime on children as a percentage of total					
Total sexual offences	44,5	42,7	45,8	38,8	39,8
Rape	46,1	44,3	48,4	40,9	41,6
Sexual assault	55,9	52,0	50,8	43,3	46,9
Attempted murder	6,7	6,0	6,2	5,3	5,4
Murder	5,2	5,1	5,2	4,6	4,1
Assault GBH	5,1	5,3	5,0	4,0	4,4
Common assault	7,3	7,4	6,8	5,8	6,5

Source: SAPS, 2018/19-2022/23

IMPROVING LIVES THROUGH DATA ECOSYSTEMS

Summary

	Rape	Assault GBH	Common assault	Attempted murder	Child abuse	Kidnapping	Murder	Sexual assault
Top 3 crime								
Province								
WC								
EC								
NC								
FS								
KZN								
NW								
GP								
MP								
LP								
Sex								
Male								
Female								
Age								
0-6 years								
7-11 years								
12-17 years								
Time of crime - 2022/23								
Night								
Late evening								
Early evening								
Late afternoon								
Early afternoon								
Late morning								
Early morning								



- The increase in attempted murder rates among children aged 0–17 over the years is alarming, especially since it has nearly doubled from 2010/11 to 2022/23.
- The data indicates that children under 10 are victims of various crimes, which have lasting impacts on their well-being
 - The most prevalent crimes include child abuse, sexual assault, rape, murder, and attempted murder
 - Child abuse is particularly common among toddlers, especially those aged 1–3, with one-year-olds being the most affected
- Common assault incidents increase with the victim's age, with adolescents and teens being the most frequently targeted.

Children Series
Volume III

Ndzi hela kwala!
Thank you!



statssa.gov.za



twitter.com/StatsSA



facebook.com/StatsSA



stats sa

Department:
Statistics South Africa
REPUBLIC OF SOUTH AFRICA

IMPROVING LIVES THROUGH DATA ECOSYSTEMS

